

Quick Start Guide

LocoTag E4BL.



Introduction.

How the System Works

The non-rechargeable single use LocoTag E4BL is extremely flexible, forming part of many turnkey solutions in asset tracking and supply chain management, across multiple industries.

As part of a high value supply chain solution, individual goods can be tracked both during transit and as they leave and enter warehouses. Business logic and alerting can manage an individually tracked item that no longer reports its presence on a journey.

As part of a full refrigerated cold chain solution, tags can report as they leave and enter warehouses. During the journey, temperature and humidity can be logged for up to 30 days at 15-minute intervals; and the full log uploaded seamlessly and automatically at the end of the journey.

Using the flexibility of the E4BL and LocoTrack devices, along with the LocoAware platform, the use cases are limitless.

Installation and Asset Association

The E4BL is designed to be extremely easy to use with speed of installation in mind. The tags are pre-configured and are only configurable at build time to ensure their simplicity and their behaviour is predictable and assured.

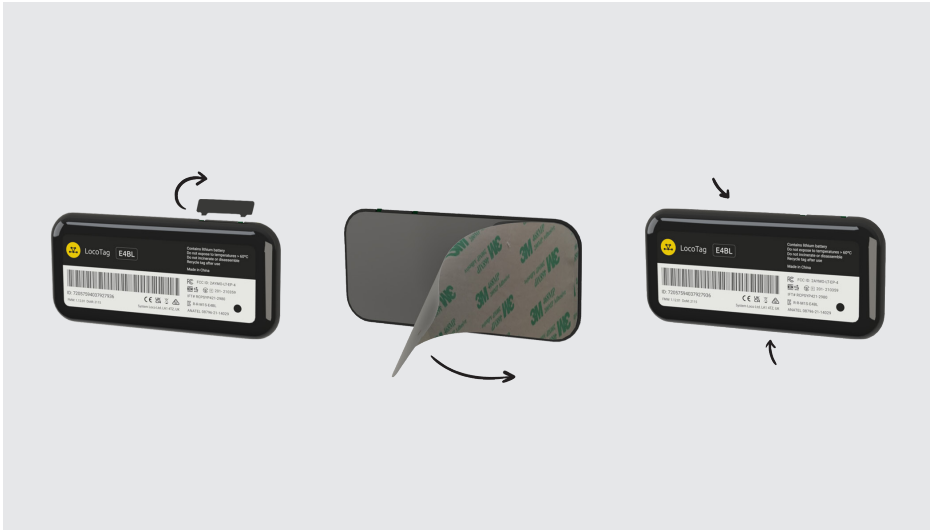




Fig 1. Simply snap off the tab, peel the backing off to reveal the sticky pad and fix in place.

To use the device, snap off the tab to switch it on, peel back the label on the on back and fix it firmly in place on the asset you wish to track.

-  **Caution:** Once the device is attached, it may be difficult to remove and reattach
-  **Caution:** Once the tab is snapped off, the device cannot be switched off again and will run continuously.

Each LocoTag E4BL has a unique identifier that is presented as a number and a barcode on its label.



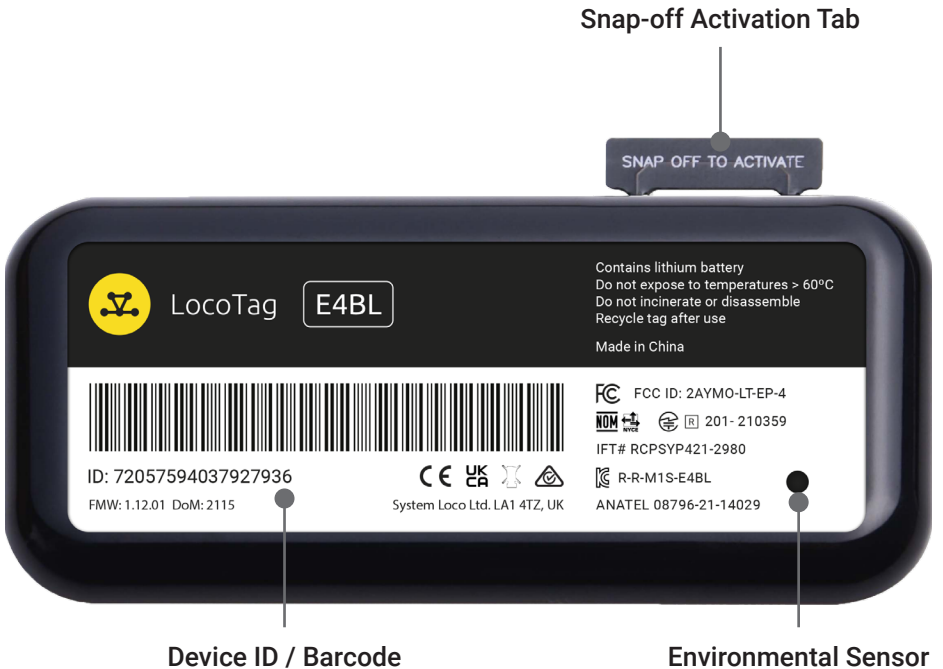
Fig 2. An image of the LocoTag E4BL with the device ID and barcode highlighted.

Association is completed by scanning this barcode and entering a name for the asset on the LocoAware platform. Once associated, the LocoAware platform allows a user to search for a specific asset by asset name or by device ID.

If you have an API integration with the LocoAware platform, you may have an alternative method of associating the LocoTag E4BL with the desired asset (such as a mobile app or existing device/scanning unit). Consult your administrator for more information.

If you require a comprehensive asset tooling, including reporting, maintenance scheduling and more, contact your sales representative about the System Loco Track Application which extends the LocoAware platform functionality.

Device Characteristics.



Getting Started - in the Field.

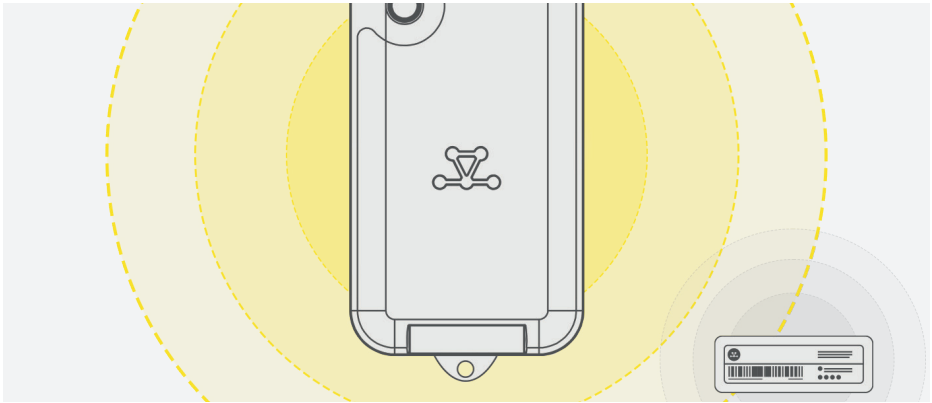
Step 1

Activation

Once you have snapped the tab off, associated the LocoTag E4BL and stuck it to the asset, you are ready to go. It will already be switched on and will have begun to log data automatically.

Step 2

Bring the device within range of a LocoTrack enabled device



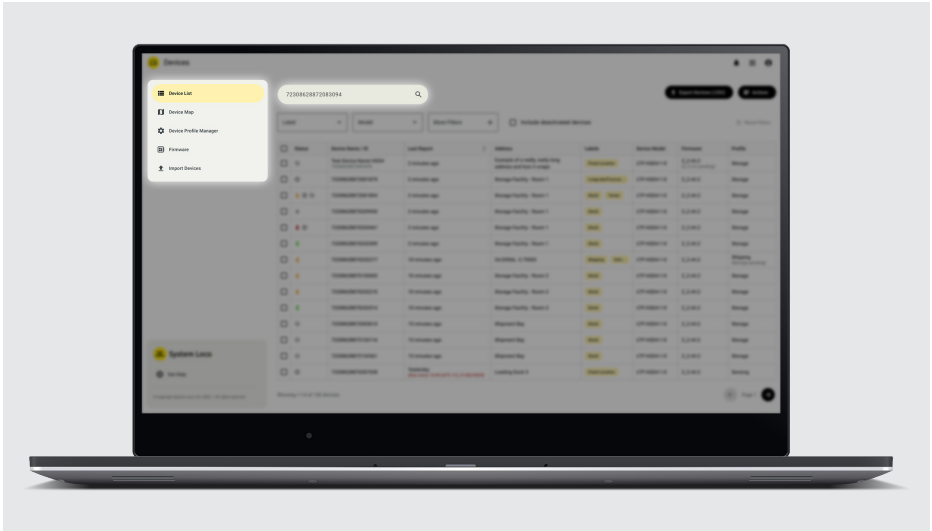
A LocoTrack device can be enabled as a hub depending on its device profile setting / use case.

The LocoTag E4BL has a range of:

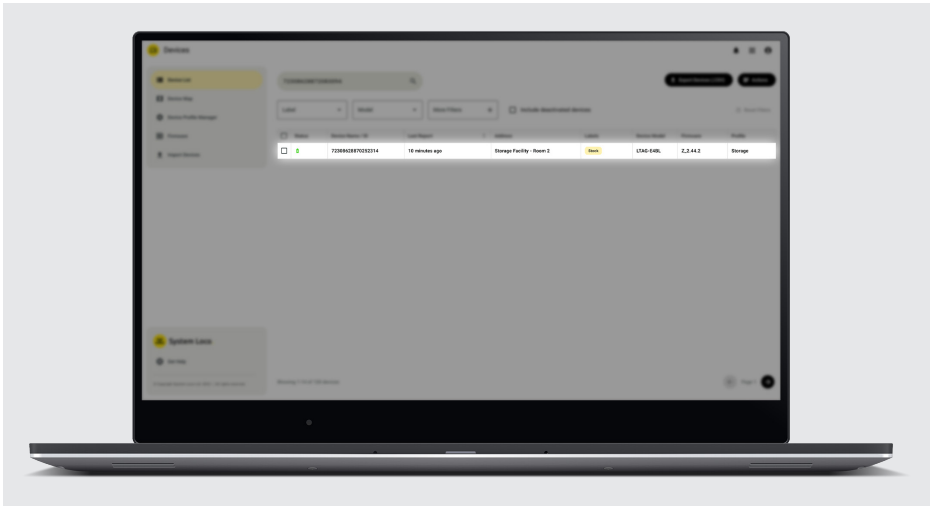
- 20m (65.6ft) indoors
- 80m (262.5ft) outdoors

Step 3

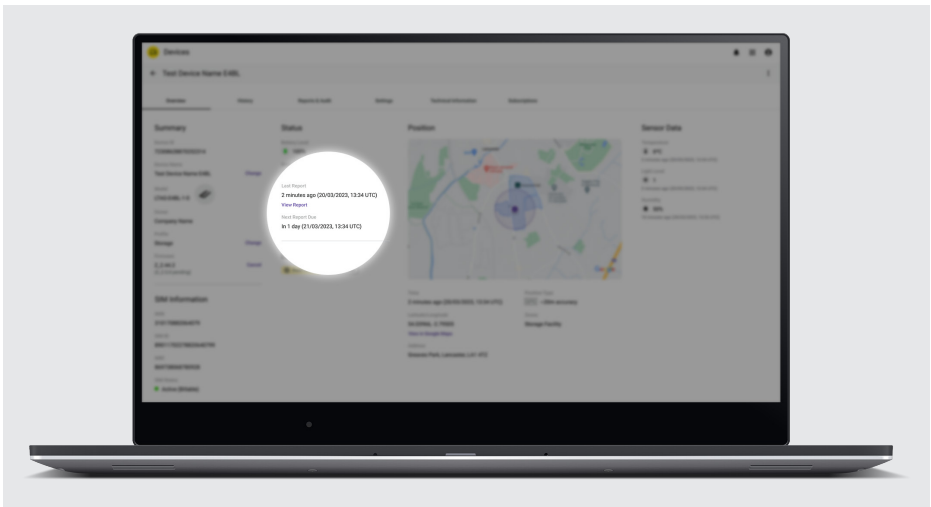
Confirm on LocoAware that the device has reported to the server



Find your device on www.locoaware.com by entering the Device ID / Barcode number into the search field.



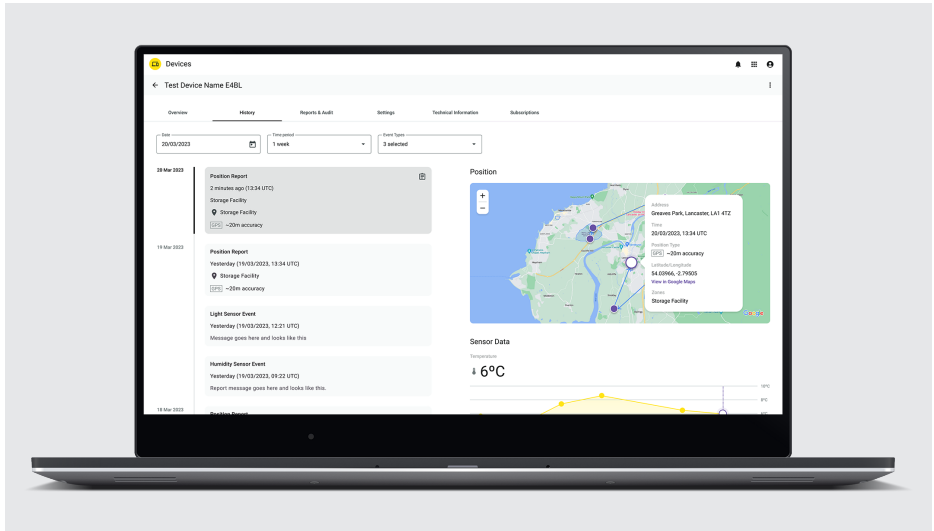
Select the device from the list of search results.



Confirm that the last report time is current with the device's details page.


Step 4

Monitor the device



Monitor the device from within the LocoAware platform or via the API if integration has been completed.

The device will report back to the LocoAware platform whenever it comes into range of an enabled LocoTrack device. Until this point it will log temperature and humidity for up to rolling 30 days (for up to 9 months).

 For information on API integration please visit: <https://locoaware.com/apidocs/index>

Batteries.

The unit uses a 320mAh primary battery (non-rechargeable)

- Do not expose to temperatures >60°C (140°F)
- Do not incinerate or disassemble
- Recycle after use

Certifications.

Countries

This product has been certified to the following standards:

FCC, IC, CE, UKCA, ROHS, PTCRB, MIC, KC, NCC, ANATEL, NOM, IFETEL, SUBTEL, OFCA, NBTC, WPC, RCM, RAMATEL

Airlines

RU, AC, CA, AF, NZ, AS, NH, AA, M6, OZ, 50, 5Y, OS, AV, SN, CV, C8, CX, CI, DL, EK, EY, HX, QX, KL, KE, LA, M3, LK, MH, KZ, PT, OO, WN, LX, TP, TK, UA

Environmental Considerations.

The equipment may contain substances that are harmful to the environment or human health. Please recycle this unit appropriately. Please contact your local authority for disposal or recycling information.

Mandatory Warnings.

Taiwan

根據NCC低功率電波輻射性電機管理辦法 規定:

第十二條

經型式認證合格之低功率射頻電機，非經許可，公司、商號或使用者均不得擅自變更頻率、加大功率或變更原設計之特性及功能。

第十四條

低功率射頻電機之使用不得影響飛航安全及干擾合法通信；經發現有干擾現象時，應立即停用，並改善至無干擾時方得繼續使用。

前項合法通信，指依電信法規定作業之無線電通信。

低功率射頻電機須忍受合法通信或工業、科學及醫療用電波輻射性電機設備之干擾。

Thailand

เครื่องโทรคมนาคมและอุปกรณ์นี้มีความสอดคล้องตามมาตรฐานหรือข้อกำหนดทางเทคนิคของ กสทช.

